



BATH + LIGHT

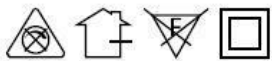
ULTIMA SLIM 1 X 1 18W

RECESS MOUNT 1 X 1 PANEL

Indoor Luminaire

Product Code:

LULTSLS018XC / LULTSLS018XN / LULTSLS018XW
18W - 1800lm - 6500K - CRI>80 Ra - Beam Angle 120°



Technical Specifications

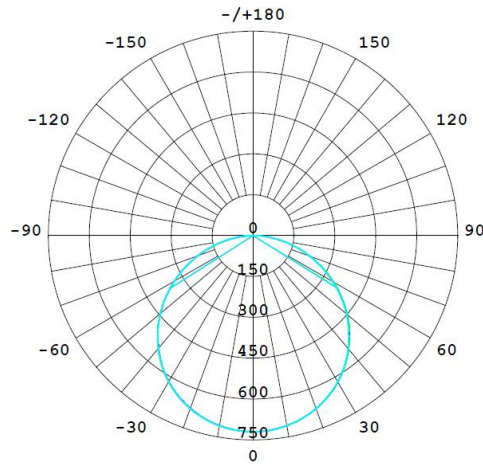
Operating Temperature	-10°C to 40°C
Rated Input Voltage & Frequency	230 VAC, 50Hz
Rated Input Wattage	18W ± 10%
Rated Input Current	0.085 Amp (Nominal)
Power Factor	≥0.90
ATHD	<10%
Rated Luminous Flux	1800 lm / 1710 lm / 1620 lm (tolerance as per BIS)
Rated Luminaire Efficacy	100 lm/W / 95 lm/W / 90 lm/W (tolerance as per BIS)
Correlated Color Temperature (CCT)	6500 K / 4000 K / 3000 K (tolerance as per ANSI)
Color Rendering Index (CRI)	>80 Ra
Beam Angle	120° (within the permissible limits)
Driver Efficiency	≥80%
LED Life Span	>50000 Hrs (Ta=25°C @L70)
Housing	CRCA Housing with White Powder Coating
Lens / Reflector	PC Diffuser
Mounting	Recess

Protections

Over Voltage Protection	Withstand upto 440V/AC for 4 Hrs.
Surge Protection	±4.0KV
Protection Class	Class II
Short Circuit Protection	Provided
Open Circuit Protection (No Load)	Provided
Reverse Polarity Protection	Provided

All technical data is subject to industry-standard tolerances.

Light Distribution

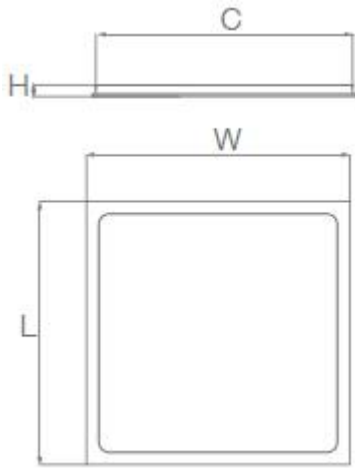


UGR Table

ceiling/cavity	0.7	0.7	0.5	0.5	0.3	0.7	0.7	0.5	0.5	0.3	
walls	0.5	0.3	0.5	0.3	0.3	0.5	0.3	0.5	0.3	0.3	
working plane	0.2	0.2	0.2	0.2	0.2	0.2	0.2	0.2	0.2	0.2	
Room dimensions	Viewed crosswise					Viewed endwise					
x = 2H y = 2H	21.1	22.7	21.4	22.9	23.1	21.0	22.6	21.3	22.8	23.0	
3H	22.7	24.2	23.0	24.4	24.7	22.7	24.1	23.0	24.3	24.6	
4H	23.4	24.8	23.7	25.0	25.3	23.4	24.7	23.7	25.0	25.2	
6H	24.0	25.2	24.3	25.5	25.8	23.9	25.2	24.3	25.5	25.8	
8H	24.1	25.4	24.5	25.7	25.9	24.1	25.4	24.5	25.7	26.0	
12H	24.2	25.4	24.6	25.7	26.0	24.3	25.5	24.6	25.8	26.1	
4H	2H	21.8	23.1	22.1	23.4	23.6	21.7	23.1	22.0	23.3	23.6
3H	23.6	24.8	23.9	25.1	25.4	23.5	24.7	23.9	25.0	25.3	
4H	24.4	25.5	24.8	25.8	26.2	24.4	25.5	24.7	25.8	26.1	
6H	25.1	26.0	25.5	26.4	26.8	25.1	26.0	25.5	26.4	26.8	
8H	25.3	26.2	25.7	26.6	27.0	25.3	26.2	25.7	26.6	27.0	
12H	25.5	26.3	25.9	26.7	27.1	25.5	26.4	26.0	26.8	27.2	
8H	4H	24.7	25.6	25.1	26.0	26.4	24.7	25.6	25.1	26.0	26.4
6H	25.6	26.3	26.0	26.7	27.1	25.6	26.3	26.0	26.7	27.2	
8H	25.9	26.6	26.4	27.0	27.4	25.9	26.6	26.4	27.0	27.5	
12H	26.2	26.7	26.6	27.2	27.7	26.2	26.8	26.7	27.3	27.7	
12H	4H	24.8	25.6	25.2	26.0	26.4	24.7	25.6	25.1	25.9	26.3
6H	25.6	26.3	26.1	26.7	27.2	25.6	26.3	26.1	26.7	27.2	
8H	26.0	26.6	26.5	27.1	27.5	26.1	26.6	26.5	27.1	27.6	
Variations with the observer position at spacings (CIE Pub.117):											
S = 1.0H	+ 0.1 / - 0.2					+ 0.1 / - 0.2					
1.5H	+ 0.2 / - 0.3					+ 0.2 / - 0.3					
2.0H	+ 0.1 / - 0.3					+ 0.1 / - 0.3					

Product Dimensions (L x W x H)

294x294x35mm (Tol. ± 5 mm)



Applications

Residences, Offices, Small Retail Shops, Hotels, Coffee Shops, Restaurants, Hospitals, area lighting and for other indoor applications.